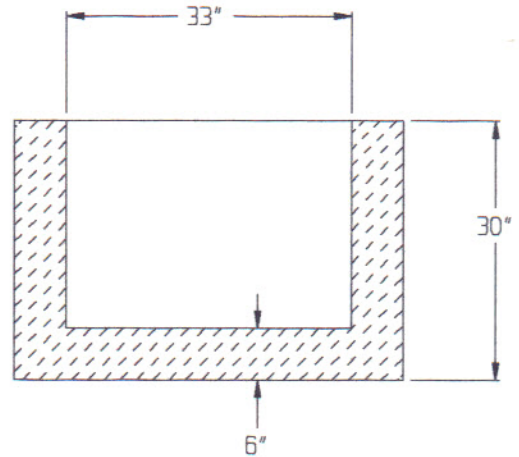
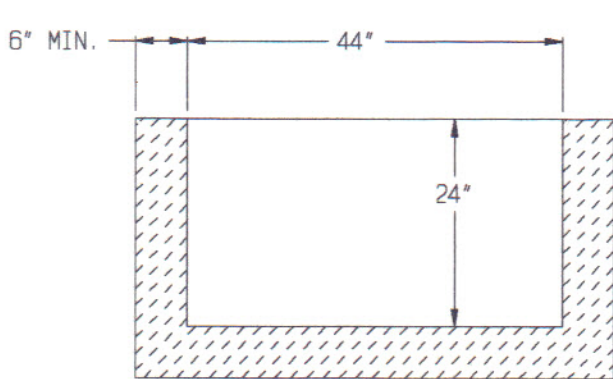
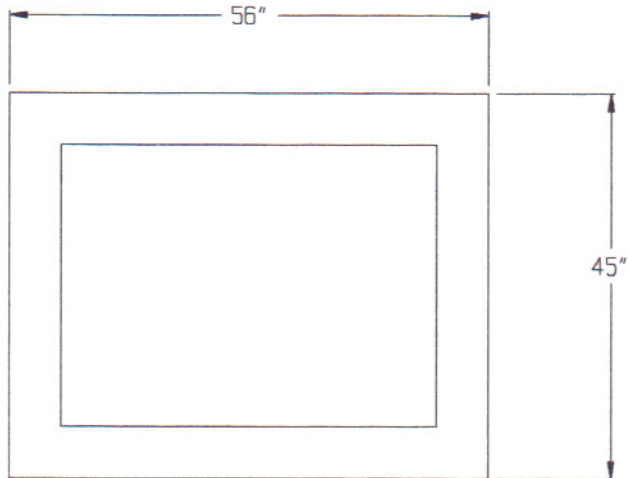


2' CATCH BASIN SUMP BASE



SPECIFICATIONS:

- * Concrete Minimum Strength-4,000 P.S.I at 28 days with Fibermesh.
- * Steel Reinforcement: 6" x 6" x 10 Gauge Wire Mesh
- * **Meets H-20 Wheel Load**



EASTERN PRECAST CO. INC.

P.O. Box 5133 2 Commerce Dr., Brookfield, CT 06804
Phone (203) 775-0230 775-9380 Fax (203) 740-2059

DWG # 2SB4556