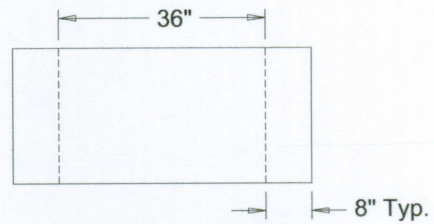
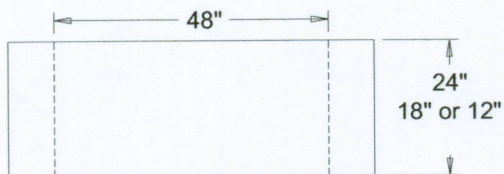
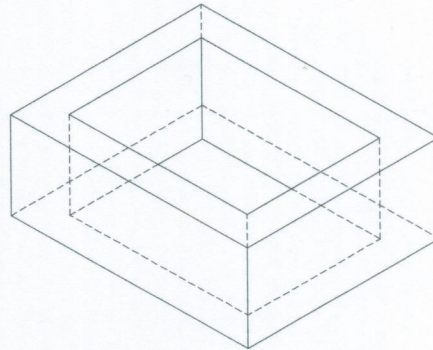
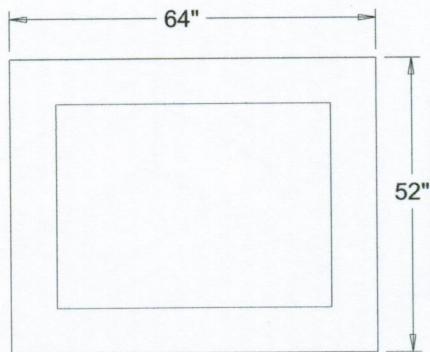


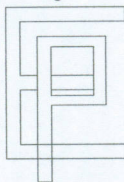
Standard Riser Sections (Solid Wall)



Specifications:

- *Concrete minimum strength: 4000 psi @ 28 days with fibermesh
- *Steel Reinforcement: welded wire mesh 4" x 4" w4/w4(.12 sq. in./VF)
- *Design load : H-20
- *Approx. weight:
 - 12" 1500 lbs.
 - 18" 2250 lbs.
 - 24" 3000 lbs.
- * 2 Recessed utility anchor on interior for lifting.

DWG # SRS12-24



EASTERN PRECAST CO. INC.

PO. BOX 5133, 2 COMMERCE DR.
BROOKFIELD CT 06804
Phone: (203) 775-0230, 775-9380
Fax: (203) 740-2059
WWW.easternprecast.com