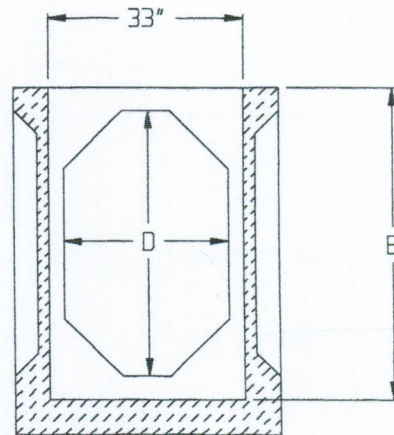
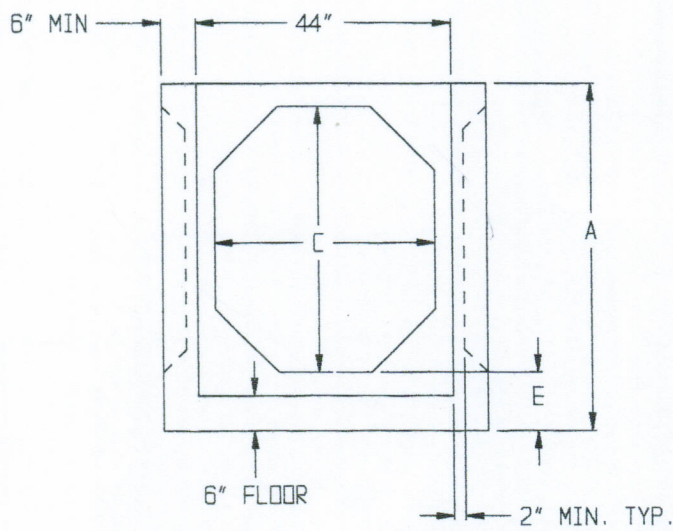
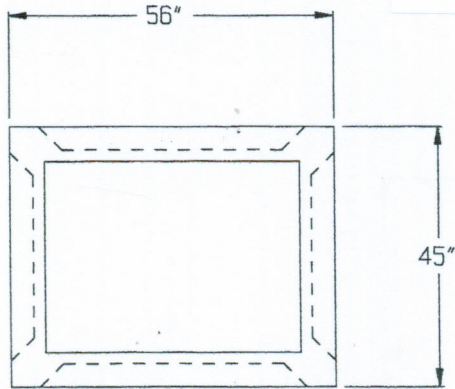


# CATCH BASIN SUMP/RISER W/KNOCKOUTS

H-20

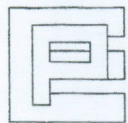


|                    | A                | B                            | C              | D              | E   |
|--------------------|------------------|------------------------------|----------------|----------------|-----|
|                    | □.A. Height Sump | Inside Depth Or Riser Height | Knockout W x H | Knockout W x H |     |
| 3' SUMP/30" RISER  | 36"              | 30"                          | 24" x 24"      | 24" x 24"      | 6"  |
| 42" SUMP/36" RISER | 42"              | 36"                          | 30" x 30"      | 30" x 30"      | 8"  |
| 4' SUMP/42" RISER  | 48"              | 42"                          | 30" x 30"      | 30" x 30"      | 11" |
| 5' SUMP/54" RISER  | 60"              | 54"                          | 38" x 46"      | 28" x 46"      | 6"  |

## SPECIFICATIONS:

- \* Concrete Minimum Strength-4,000 P.S.I at 28 days with Fibermesh.
- \* Steel Reinforcement: 6" x 6" 10 Gauge Wire Mesh.
- \* Available Without 6" Floor To Make Riser Section.

DWG # SR4556



**EASTERN PRECAST CO. INC.**

P.O. Box 5133 2 Commerce Dr., Brookfield, CT 06804  
 Phone (203) 775-0230 775-9380 Fax (203) 740-2059