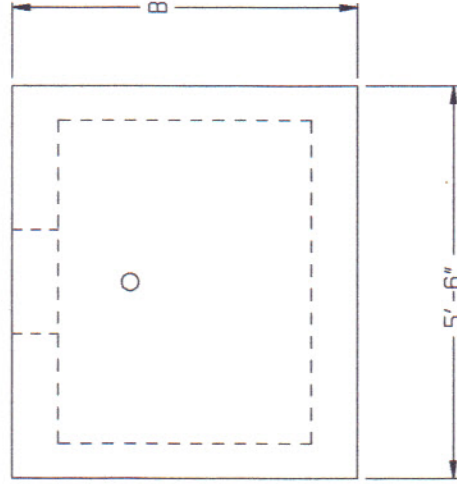
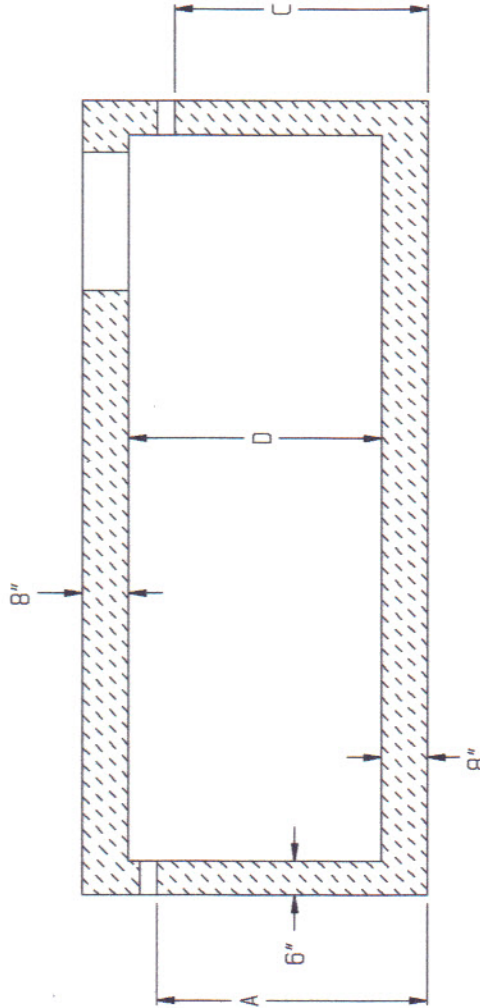
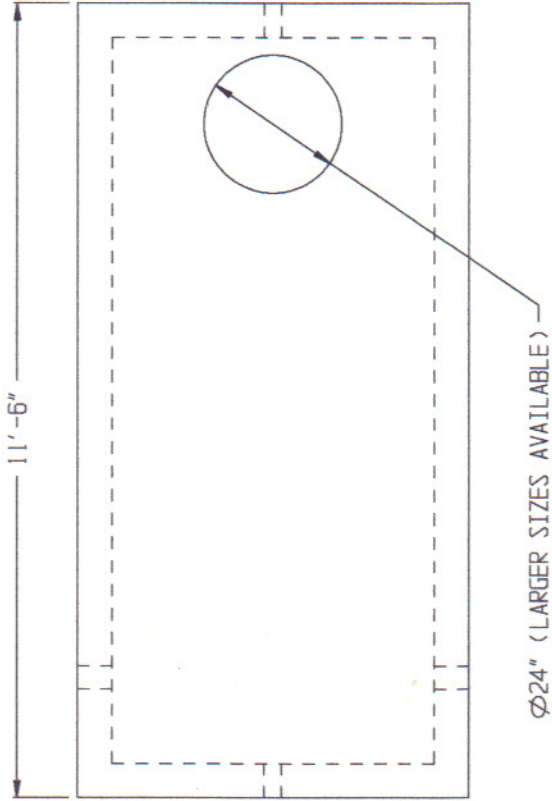


# H-20 PUMP CHAMBER

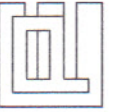
## SPECIFICATIONS:

- \* Concrete Minimum Strength-5,000 PSI at 28 Days.
- \* Steel Reinforcement - 08 4" x 4" Grade 60 Or Equal.
- \* Construction Joint Sealed With Butyl Sealant.
- \* Construction Joint On 1000 Gallon Is Above Static Liquid Level.
- \* Construction Joint On Larger Sizes Is Below Static Liquid Level.
- \* Available With Complete Pump Package.



Tank Cap.	A	B	C	E
Inlet Height	O.A. Height	Outlet Height	Inside Height	
1000 Gallon	47"	61"	44"	45"
1250 Gallon	56"	70"	53"	54"
1500 Gallon	66"	79"	63"	63"
2000 Gallon	82"	95"	79"	79"
2500 Gallon	102"	115"	99"	99"
3000 Gallon	117"	130"	114"	114"
3500 Gallon	135"	148"	132"	132"

DWG # PCH20



**EASTERN PRECAST CO., INC.**  
 P.O. Box 5133 2 Commerce Dr., Brookfield, CT 06804  
 Phone (203) 775-0230 775-9380 Fax (203) 740-2059